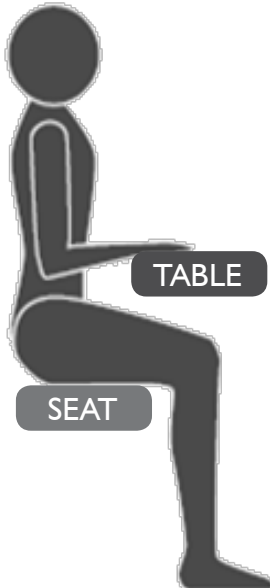









Chair & Table Sizing Guide

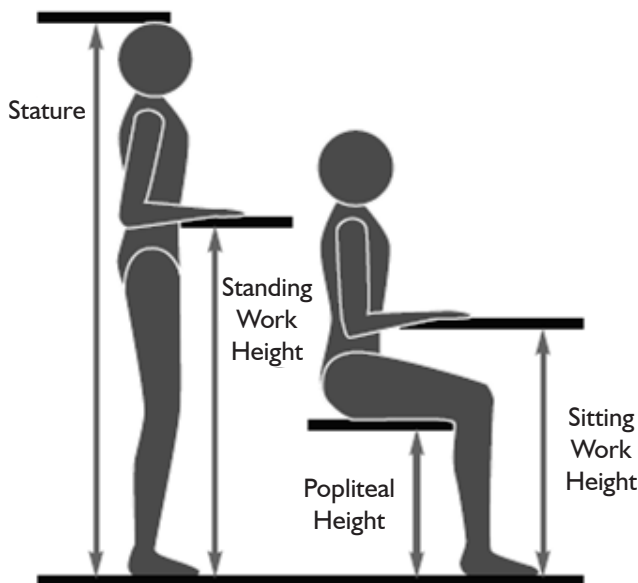
The British and European Standards for “chairs and tables for educational institutions” were approved in January 2007. BS EN 1729 Part 1 (functional dimensions) ensures furniture is the appropriate size, shape and ergonomic design to maintain good posture and reduce RSI and back pain in students.

This size mark guide indicates which fixed seat heights and table heights are suitable for the students age.



	3-4 Years	4-5 Years	6-7 Years	8-10 Years	11-13 Years	14-18 Years	Adult
TABLE	460mm	530mm	590mm	640mm	710mm	760mm	820mm
SEAT	260mm	310mm	350mm	380mm	430mm	460mm	510mm
Size Mark	Size Mark 1	Size Mark 2	Size Mark 3	Size Mark 4	Size Mark 5	Size Mark 6	Size Mark 7

Colour Code							
Popliteal Height Range	250-280mm	280-315mm	315-355mm	355-405mm	405-435mm	435-485mm	Adult
Stature Range	930-1150mm	1080-1210mm	1190-1420mm	1330-1590mm	1460-1765mm	1590-1880mm	Adult



- Popliteal height defines the correct seat height. The measurement is taken from the floor to the back of the knee when seated with thighs horizontal and lower leg vertical with feet flat to the floor. This measurement is useful when comparing existing or older furniture that does not comply with BS EN 1729 to determine the compatible size.
- Stature is from floor to the top of the head.